

Scaled data based on original data using
LM-79-08 Approved Method: Electrical and Photometric Measurements of Solid-
State Lighting Products

Test Report Prepared for
Cooper Lighting Solutions
(formerly Eaton)

Brand: McGRAW-EDISON

Report Number: P386510

Luminaire Tested: **GWC-SA2A-830-U-T3-HSS**

Issue Date: 3/3/2020

Test Information

Test Method: LM-79-08
Report Number: P386510
TEST IS SCALED FROM IESNA LM-79-08 TEST DATA (G2-1903-205-15)
Test Lab: INNOVATION CENTER
Issue Date: 3/3/2020
Manufacturer: COOPER LIGHTING SOLUTIONS (FORMERLY EATON)
Product Line: MCGRAW-EDISON
Catalog Number: GWC-SA2A-830-U-T3-HSS
Description: GALLEON WALL LUMINAIRE
(2) 80 CRI, 3000K, 615mA LIGHTSQUARES WITH 16 LEDS EACH AND TYPE III OPTICS WITH HOUSE SIDE SHIELD
Light Source: -
Ballast/Driver: ELECTRONIC DRIVER

Summary

Lumens per Lamp: N/A
Luminaire Lumens: 5632 lumens
Efficiency: N/A
Efficacy: 85.3 lumens/watt
Luminous Opening: Rectangular (W 1' x L: 0.5' x H: 0')
IES Classification: Type III - Short
BUG Rating: B1 - U0 - G2

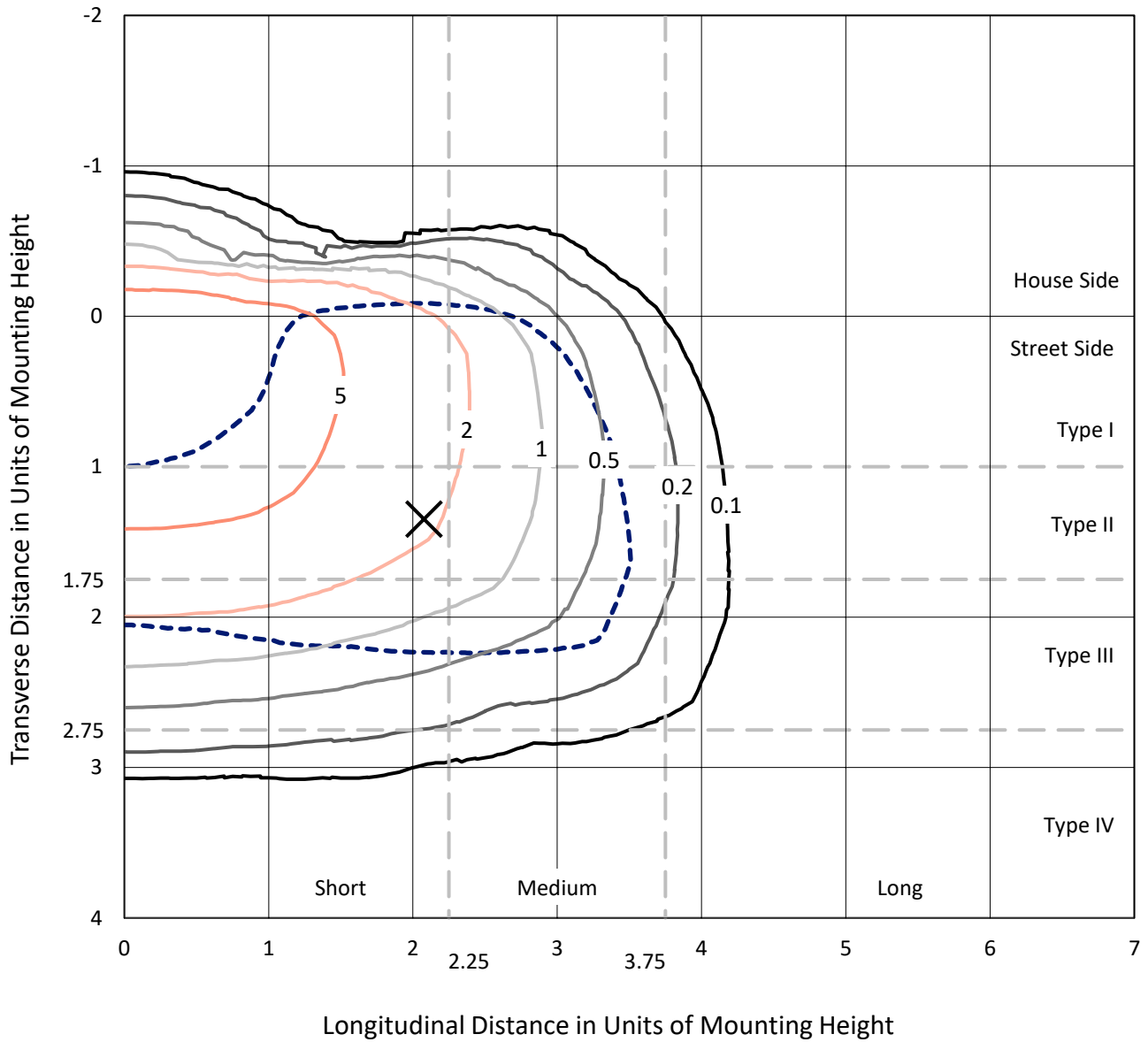
Input Watts (W): 66
Input Voltage (V): NR
Input Current (Ain): NR
Voltage Rise (V): NR
Power Factor: NR
Total Harmonic Distortion (THDi): NR
Frequency (hertz): 60
Stabilization Time: NR
Operation Time: NR
Ambient Temperature (°C): NR
Test Distance: 24 FT



REPORT NUMBER: P386510
 CATALOG NUMBER: GWC-SA2A-830-U-T3-HSS

Iso-Footcandle Lines of Horizontal Illumination

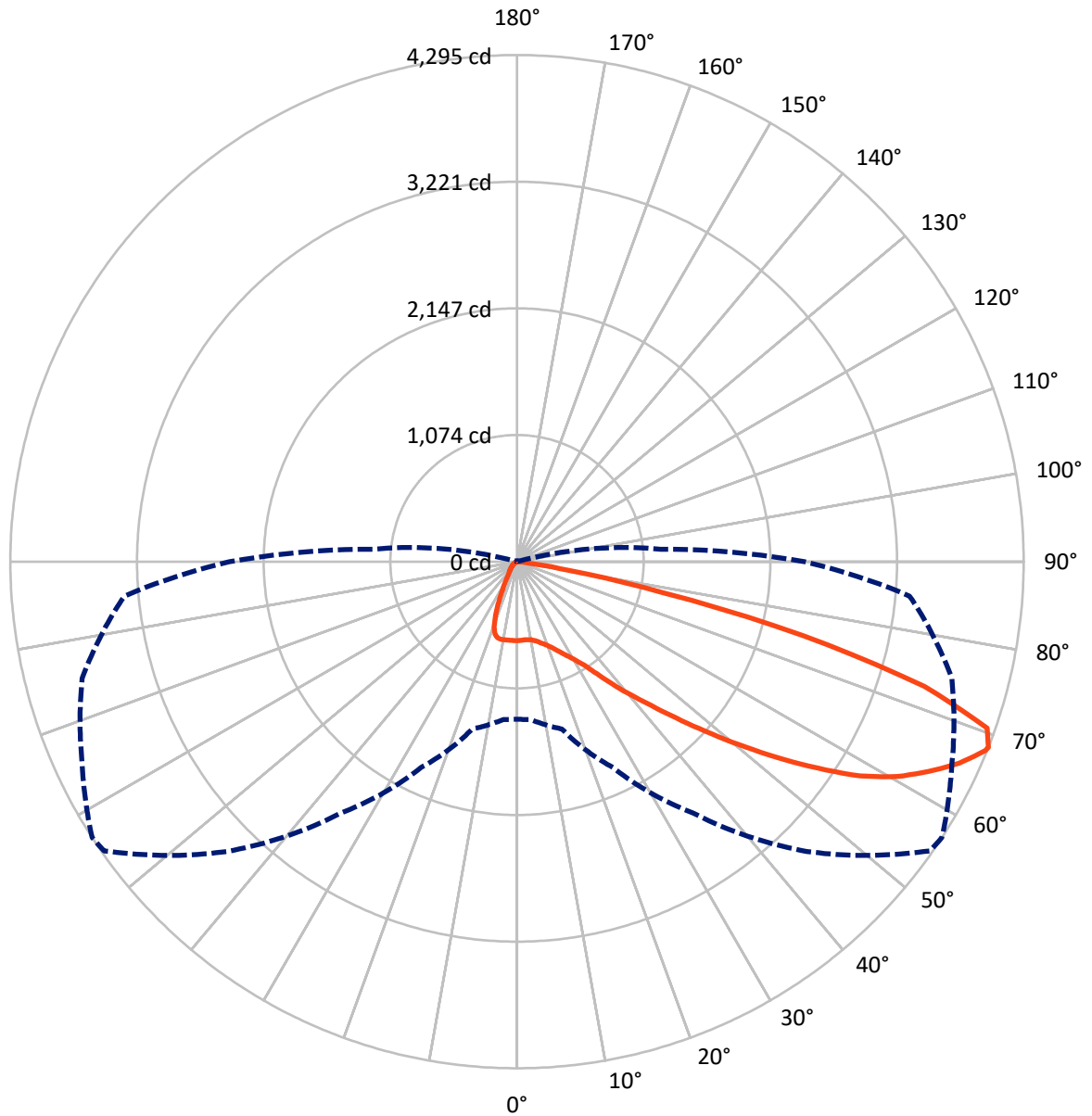
✕ Max cd
 - - - 1/2 Max cd



Based on 10 foot mounting height. Maximum calculated value = 8.6 fc
 Type III - Short - N/A

REPORT NUMBER: P386510
CATALOG NUMBER: GWC-SA2A-830-U-T3-HSS

Luminous Intensity Polar Plot



— Vertical Plane Through 57-Deg Lateral - - - Horizontal Cone Through 68-Deg Vertical

REPORT NUMBER: P386510

CATALOG NUMBER: GWC-SA2A-830-U-T3-HSS

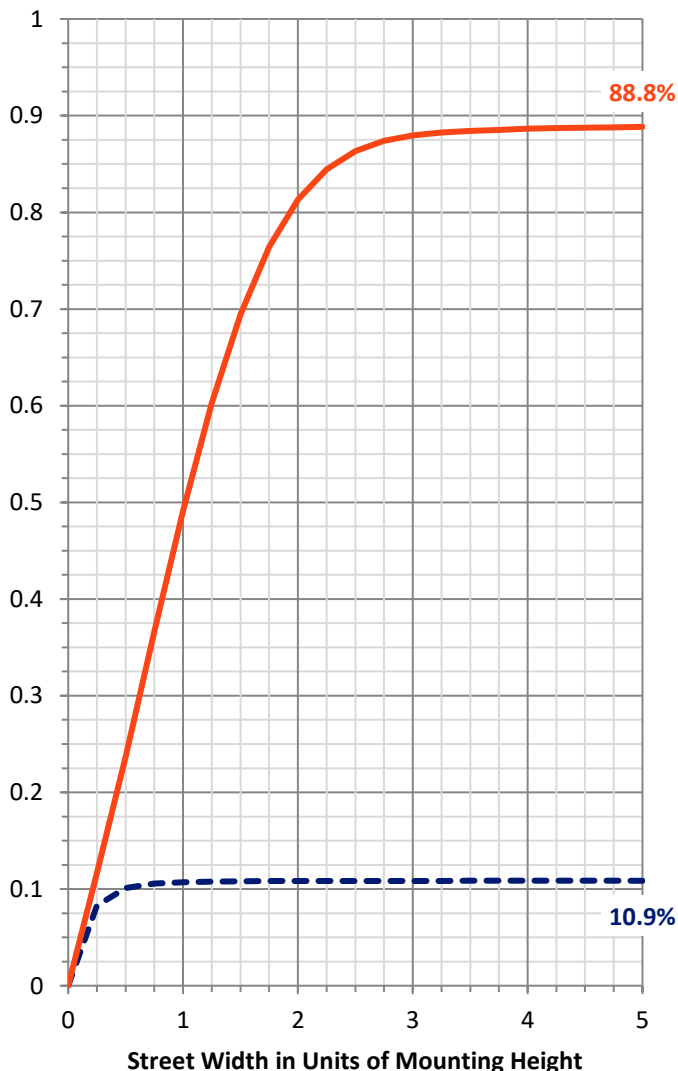
FLUX DISTRIBUTION:

		Downward	Upward	Total
House Side	Lumens	617.6	0.0	617.6
	% Fixture	11.0	0.0	11.0
Street Side	Lumens	5014.4	0.0	5014.4
	% Fixture	89.0	0.0	89.0
Total	Lumens	5632.0	0.0	5632.0
	% Fixture	100.0	0.0	100.0

ZONAL LUMENS:

Zone	Lumens	% Fixture
0°-10°	62.6	1.1
10°-20°	173.6	3.1
20°-30°	299.4	5.3
30°-40°	516.7	9.2
40°-50°	883.9	15.7
50°-60°	1414.1	25.1
60°-70°	1633.9	29.0
70°-80°	624.3	11.1
80°-90°	23.4	0.4
90°-100°	0.0	0.0
100°-110°	0.0	0.0
110°-120°	0.0	0.0
120°-130°	0.0	0.0
130°-140°	0.0	0.0
140°-150°	0.0	0.0
150°-160°	0.0	0.0
160°-170°	0.0	0.0
170°-180°	0.0	0.0
0°-90°	5632.0	100.0
0°-180°	5632.0	100.0

Coefficient of Utilization



REPORT NUMBER: P386510

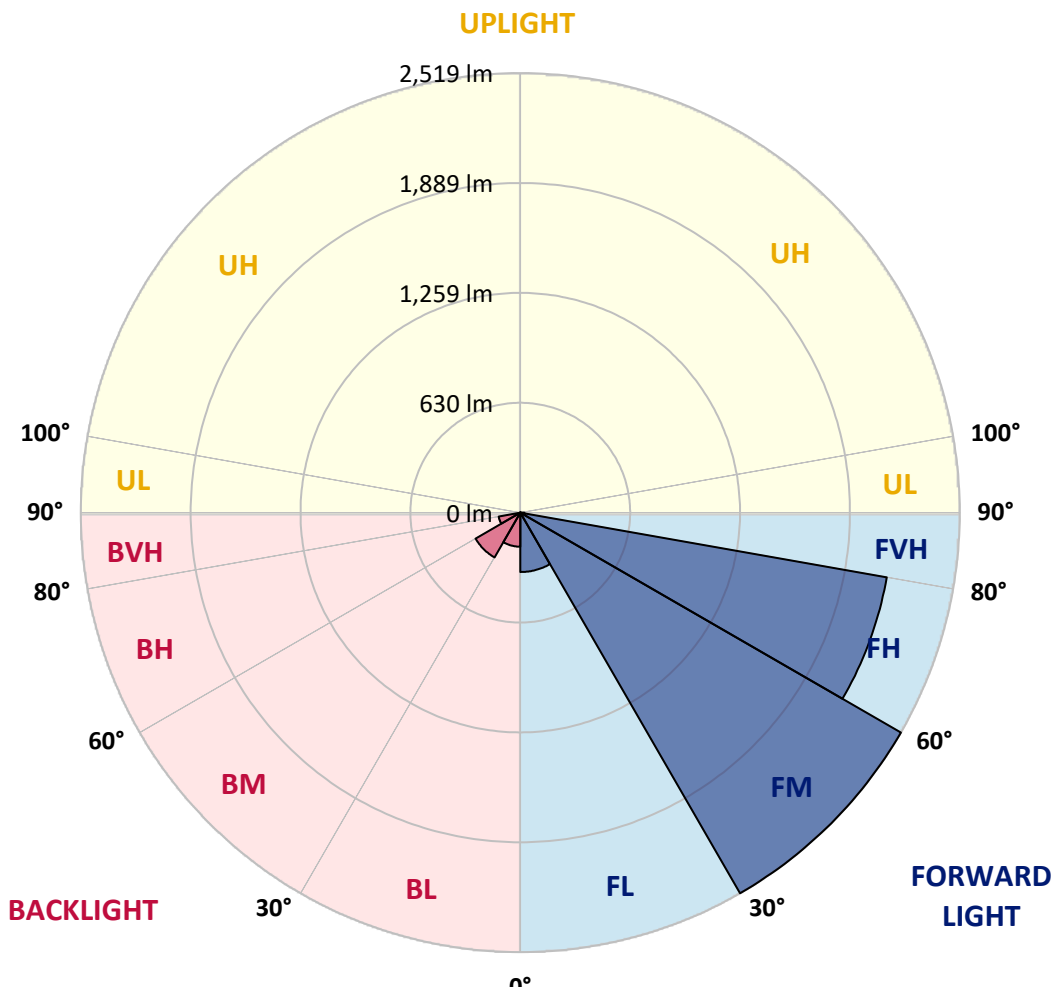
CATALOG NUMBER: GWC-SA2A-830-U-T3-HSS

LUMINAIRE CLASSIFICATION SYSTEM LUMEN TABLE AND BUG RATING:

Zone	Lumens	% Fixture	Zone Rating/Lumen Limit		
			B	U	G
FL (0°-30°)	340.4	6.0			
FM (30°-60°)	2518.6	44.7			
FH (60°-80°)	2132.5	37.9			G2/5000
FVH (80°-90°)	23.0	0.4			G1/100
BL (0°-30°)	195.2	3.5	B1/500		
BM (30°-60°)	296.2	5.3	B1/1000		
BH (60°-80°)	125.8	2.2	B1/500		G1/500
BVH (80°-90°)	0.4	0.0			G0/10
UL (90°-100°)	0.0	0.0		U0/0	
UH (100°-180°)	0.0	0.0		U0/0	

BUG Rating: B1-U0-G2

Type III Short





REPORT NUMBER: P386510

CATALOG NUMBER: GWC-SA2A-830-U-T3-HSS

CANDELA DISTRIBUTION (FULL):

	0°	5°	15°	25°	35°	45°	55°	57°	65°	75°	85°
0°	669.2	669.2	669.2	669.2	669.2	669.2	669.2	669.2	669.2	669.2	669.2
2.5°	653.5	656.4	658.6	659.9	661.5	665.0	666.0	667.6	668.4	668.4	670.3
5°	627.7	630.9	635.4	639.1	646.6	656.2	663.1	665.8	670.6	674.8	677.2
7.5°	603.7	607.4	612.8	621.6	634.3	649.8	664.2	667.9	677.2	686.3	690.8
10°	588.3	591.2	598.1	610.6	627.4	649.0	669.2	673.8	689.7	704.9	713.4
12.5°	582.9	585.6	592.8	606.9	627.7	653.0	680.9	687.6	711.0	733.1	745.1
15°	590.7	591.2	598.9	612.2	632.7	662.8	700.4	708.4	737.9	766.7	781.6
17.5°	620.5	618.1	622.1	628.0	644.2	675.9	720.9	732.9	772.3	806.1	820.2
20°	695.1	695.1	686.0	670.0	670.3	696.1	748.6	762.2	810.4	849.5	862.3
22.5°	822.6	820.2	802.1	763.0	727.0	731.0	782.4	800.0	856.2	898.0	902.2
25°	976.0	973.1	945.1	890.0	827.7	787.5	828.2	848.5	910.8	947.8	939.0
27.5°	1138.5	1136.1	1108.4	1039.9	951.2	877.5	882.8	902.0	966.4	1002.9	975.0
30°	1295.9	1296.6	1269.2	1198.9	1098.5	992.3	952.0	963.2	1020.5	1057.5	1017.6
32.5°	1445.5	1446.6	1422.9	1344.3	1250.6	1125.7	1047.9	1045.0	1083.3	1119.8	1074.0
35°	1578.9	1581.6	1565.4	1504.4	1405.0	1274.3	1172.3	1165.4	1172.6	1213.8	1160.6
37.5°	1707.6	1709.2	1696.9	1645.5	1562.4	1437.5	1329.4	1319.6	1304.1	1335.8	1274.8
40°	1848.4	1844.4	1830.3	1783.7	1712.4	1617.8	1498.2	1481.2	1454.3	1482.5	1425.0
42.5°	1979.5	1974.9	1977.3	1924.6	1864.4	1803.2	1695.0	1665.8	1650.0	1682.5	1609.3
45°	2143.2	2140.8	2148.8	2103.0	2054.3	2009.8	1920.6	1888.7	1881.7	1919.8	1832.2
47.5°	2304.9	2310.7	2335.5	2316.1	2296.4	2257.2	2159.5	2145.1	2149.4	2195.4	2067.3
50°	2439.6	2446.6	2514.5	2536.8	2565.3	2542.4	2444.4	2435.6	2452.4	2494.0	2320.3
52.5°	2537.1	2551.2	2635.6	2738.7	2842.6	2858.0	2760.3	2752.3	2774.9	2781.3	2515.8
55°	2604.8	2617.3	2712.9	2901.4	3112.9	3179.4	3118.7	3087.8	3083.6	3020.5	2721.4
57.5°	2616.7	2615.4	2752.8	3006.6	3324.8	3496.6	3458.3	3427.9	3340.6	3241.5	2957.1
60°	2549.1	2556.8	2716.3	3043.1	3458.0	3736.6	3739.5	3700.1	3564.0	3456.4	3185.6
62.5°	2340.8	2372.3	2533.4	2947.5	3456.4	3833.2	3945.6	3915.5	3752.8	3632.4	3417.3
65°	2003.2	2014.3	2168.0	2619.9	3222.9	3792.7	4131.2	4120.0	3923.0	3803.4	3536.3
67.5°	1462.8	1438.6	1600.0	2063.1	2728.6	3556.8	4264.4	4278.5	4054.3	3838.6	3409.5
68°	1335.0	1342.2	1467.9	1925.4	2599.2	3473.4	4273.2	4294.7	4067.3	3815.7	3340.3
70°	795.7	809.6	921.7	1325.7	1977.3	3001.8	4178.4	4227.6	3989.5	3579.4	2889.2
72.5°	203.2	219.7	325.7	593.3	1129.4	2115.0	3527.2	3610.6	3463.9	2903.8	1950.4
75°	83.6	87.9	116.4	195.5	420.8	952.8	2324.9	2503.3	2401.3	1738.5	881.5
77.5°	57.8	60.7	74.8	108.4	182.2	323.0	1139.8	1268.7	1143.0	593.3	192.3
80°	41.5	43.9	53.5	72.2	104.7	115.3	371.5	429.6	341.1	130.2	47.7
82.5°	24.8	26.6	39.9	51.4	63.6	55.1	92.4	104.9	98.8	64.7	21.3
85°	12.3	14.4	26.9	36.8	34.4	23.2	28.2	31.4	38.9	39.4	11.5
87.5°	0.8	1.6	15.7	22.1	9.6	5.3	8.3	10.1	13.8	19.4	4.8
90°	0.0	0.0	0.0	0.0	0.0	0.0	0.0	0.0	0.0	0.0	0.0



REPORT NUMBER: P386510
 CATALOG NUMBER: GWC-SA2A-830-U-T3-HSS

CANDELA DISTRIBUTION (continued):

	90°	95°	105°	115°	125°	135°	145°	155°	165°	175°	180°
0°	669.2	669.2	669.2	669.2	669.2	669.2	669.2	669.2	669.2	669.2	669.2
2.5°	671.1	671.4	669.5	668.7	669.2	666.0	664.7	665.2	665.2	666.0	664.7
5°	677.8	677.8	674.6	670.3	667.9	661.8	657.8	656.7	655.9	655.4	654.3
7.5°	692.1	690.5	684.9	675.6	667.6	654.3	644.2	638.9	636.2	635.1	634.3
10°	715.3	712.4	703.1	685.7	667.4	643.7	621.6	605.8	592.8	587.5	584.3
12.5°	746.5	742.2	726.5	697.7	665.5	621.8	573.9	527.8	484.9	467.4	458.6
15°	782.4	776.3	751.5	707.8	654.6	572.6	468.4	387.7	328.4	306.0	296.4
17.5°	818.9	810.9	773.4	714.2	621.8	470.6	328.6	248.2	208.5	197.9	194.1
20°	855.6	843.9	792.3	709.4	547.8	339.3	216.8	181.4	169.9	166.7	165.6
22.5°	890.5	872.4	809.3	690.8	433.8	227.7	171.5	160.3	156.6	154.7	154.2
25°	920.9	895.6	824.2	633.3	307.1	172.0	154.5	150.7	145.9	142.5	142.7
27.5°	949.4	918.8	833.3	538.5	204.8	147.0	143.0	137.9	129.2	124.1	124.1
30°	983.7	949.7	839.9	414.4	150.7	130.0	126.8	119.0	107.1	100.4	100.4
32.5°	1035.4	996.5	835.7	290.8	124.9	114.2	106.8	96.1	83.1	76.7	76.4
35°	1114.5	1069.0	805.3	190.7	110.3	99.3	87.3	74.3	62.8	57.5	57.3
37.5°	1221.0	1165.9	737.1	136.3	98.8	85.5	71.1	56.7	48.2	44.7	44.5
40°	1359.2	1278.5	639.7	110.5	88.1	72.2	54.9	43.9	38.1	35.4	35.7
42.5°	1525.1	1399.2	522.8	95.3	77.8	59.4	42.9	34.6	30.9	29.0	28.5
45°	1709.4	1518.2	400.3	85.0	67.4	47.9	33.6	27.4	24.5	23.4	23.4
47.5°	1912.1	1634.1	292.9	75.9	56.2	37.0	26.9	22.4	20.0	19.2	18.9
50°	2096.1	1714.5	211.2	66.3	46.1	29.3	21.8	18.6	17.0	16.0	16.0
52.5°	2249.5	1739.8	155.5	55.9	37.3	23.4	18.1	16.0	14.4	13.6	13.6
55°	2384.5	1729.4	115.6	46.1	30.1	19.2	15.4	13.6	12.3	11.5	11.5
57.5°	2513.9	1695.8	86.3	37.5	24.2	15.4	13.0	11.5	10.1	9.6	9.6
60°	2619.7	1639.9	64.2	30.4	19.4	12.5	10.9	9.3	8.3	7.5	7.5
62.5°	2705.4	1578.1	47.1	25.0	15.4	9.9	8.5	7.7	6.1	5.3	5.3
65°	2705.9	1475.6	35.4	20.8	12.0	7.7	6.4	6.1	4.0	3.2	2.9
67.5°	2510.2	1272.1	27.2	17.8	9.3	5.9	4.8	5.1	2.1	1.3	1.1
68°	2439.1	1220.5	25.6	17.6	8.8	5.6	4.5	5.1	1.9	1.1	0.8
70°	2056.4	971.0	20.5	17.0	7.7	4.3	3.7	5.1	1.6	0.8	0.5
72.5°	1315.3	563.5	15.2	13.6	5.9	3.2	2.4	4.5	1.6	0.5	0.3
75°	559.8	174.7	10.4	9.6	3.5	2.4	1.6	2.9	1.1	0.3	0.0
77.5°	118.0	39.4	6.1	5.9	2.4	1.6	1.1	0.8	0.3	0.0	0.0
80°	30.4	11.5	3.2	2.9	1.3	0.8	0.5	0.0	0.0	0.0	0.0
82.5°	9.6	4.5	1.9	1.3	0.5	0.0	0.0	0.0	0.0	0.0	0.0
85°	4.8	2.7	1.1	0.5	0.0	0.0	0.0	0.0	0.0	0.0	0.0
87.5°	2.7	0.8	0.3	0.0	0.0	0.0	0.0	0.0	0.0	0.0	0.0
90°	0.0	0.0	0.0	0.0	0.0	0.0	0.0	0.0	0.0	0.0	0.0

Signify Classified - Internal
Cooper Lighting Solutions Photometric Lab
1121 Highway 74 South
Peachtree City, GA 30269

Scaled Data Report



Report Generated By 670245982

Signify Classified - Internal
Cooper Lighting Solutions Photometric Lab
1121 Highway 74 South
Peachtree City, GA 30269

Scaled Data Report



Signify Classified - Internal
Cooper Lighting Solutions Photometric Lab
1121 Highway 74 South
Peachtree City, GA 30269

Scaled Data Report



Signify Classified - Internal
Cooper Lighting Solutions Photometric Lab
1121 Highway 74 South
Peachtree City, GA 30269

Scaled Data Report



Signify Classified - Internal
Cooper Lighting Solutions Photometric Lab
1121 Highway 74 South
Peachtree City, GA 30269

Scaled Data Report



--- HS — SS

Signify Classified - Internal
Cooper Lighting Solutions Photometric Lab
1121 Highway 74 South
Peachtree City, GA 30269

Scaled Data Report



u

Signify Classified - Internal
Cooper Lighting Solutions Photometric Lab
1121 Highway 74 South
Peachtree City, GA 30269

Scaled Data Report



Signify Classified - Internal
Cooper Lighting Solutions Photometric Lab
1121 Highway 74 South
Peachtree City, GA 30269

Scaled Data Report



(END OF REPORT)